

Reference sheet: Category 3: Application forms, and relevant training Youth MPs undertook to prepare them for the programme

Ref #		Date finalised	Title
3	.01	December 2024	PDF Information Submission form – Youth MP
3	.02	12 May 2025	Youth Parliament 2025 Online Training Modules + Cover email
3	.03	9 May 2025	Youth Parliament - Youth MP training and other updates (Parliament 101 Questions & Answers - Online training two) Slides, FAQ and cover email

Youth MP Information Submission form 2025

Form Preview

Youth MP Information Submission Form

* indicates a required field

This form is to be completed by the young person that has been selected as a Youth MP for Youth Parliament 2025.

Youth MP details

What is your full legal name (Required for all travel and accommodation bookings)

First Name *

Middle Name(s) (Optional)

Last Name *

School, training provider, employer or other *

Please provide your current high school, university, institution, or place of employment

How would you like to be referred to in your role as a Youth MP? *

- ☐ First Name + Middle Name(s) + Last Name
- ☐ First Name + Last Name

This is how you will be referred to in written communications or when speaking, or being referred to, in Parliament.

Which ethnic group, or groups, do you identify with? Please select all that apply *

- ☐ Māori
- ☐ NZ European/Pakeha
- ☐ European
- ☐ Pacific
- ☐ Asian
- ☐ Middle Eastern
- ☐ Latin American
- ☐ African
- ☐ Other:

Please provide the names of any iwi you are affiliated with (if applicable)

Youth MP Information Submission form 2025

Form Preview

Please provide your current (or main) residential address *

Address

Address Line 1, Suburb/Town, State/Province, Postcode, and Country are required. Country must be New Zealand

Mobile Phone Number *

Must be a New Zealand phone number.

Other Phone Number (such as a landline, if applicable)

Must be a New Zealand phone number.

Email *

Must be an email address.

Please tell us why you applied to be a Youth MP *

Word count:

Must be no more than 150 words.

This could include issues and causes that are important to you, information about your community, town, iwi, school or organisation, and your interests generally. The information you provide will be published and circulated digitally. The Youth Parliament Project Team may make small edits to your information if the need arises. By providing this information you are agreeing to its use in material and communications related to Youth Parliament 2025.

Please upload a Head and Shoulders profile picture of yourself. *

Attach a file:

This should be in jpeg format and no more than 3 months old. The picture should be of you alone. A passport style picture showing just your head and shoulders is ideal. By providing this picture you are agreeing to its use in material and communications related to Youth Parliament 2025.

Date of Birth *

Must be a date.
DD/MM/YYYY

Gender *

- ☐ Male / Tāne
- ☐ Female / Wahine
- ☐ Another gender / He ira kē anō

Youth MP Information Submission form 2025

Form Preview

What are your preferred pronouns?

- ☐ she/her/hers
- ☐ he/him/his
- ☐ they/them/theirs
- ☐ Other:

Selecting MP

Details of selecting MP

Name of the MP who selected you *

Parent/Legal Guardian Consent

Young people who are under the age of 18 at the time the application period closed (28 February 2025) are required to obtain consent from a parent or legal guardian to take up their role as a Youth MP. If this applies to you, an email with a link to a consent form will be sent to them by your MP. Please ask them to check their email and complete the consent form.

It is important that your parent(s) or legal guardian(s) are aware of your selection to be a Youth MP for Youth Parliament 2025. They must consent to your involvement and be supportive of your selection and the duties/requirements that you will be asked to fulfil in this role. Your selection will not be confirmed without consent from a parent/legal guardian.

Regardless of needing consent or not, please provide the contact details of a parent/legal guardian.

Name *

Title First Name Last Name

<input type="text"/>	<input type="text"/>	<input type="text"/>
----------------------	----------------------	----------------------

Relationship to Youth MP *

Email *

Must be an email address.

Mobile Phone Number *

Must be a New Zealand phone number.

Other Phone Number (such as landline, if applicable)

Must be a New Zealand phone number.

Youth MP Information Submission form 2025

Form Preview

☐ I would like this individual to be listed as my primary emergency contact

Emergency contact

If you have NOT indicated the person listed above (Parent/Legal Guardian) as your primary emergency contact, please provide the details of someone that we can contact on your behalf in case of an emergency,

Name

Title	First Name	Last Name
<input type="text"/>	<input type="text"/>	<input type="text"/>

Relationship to Youth MP

Mobile Phone Number

Must be a New Zealand phone number.

Other Phone Number (such as landline)

Must be a New Zealand phone number.

Email

Must be an email address.

Do you need any accessibility assistance to fully participate in Youth Parliament 2025? *

- ☐ Yes
☐ No

Please tell us about the assistance you need below.

Travel

In rare circumstances, a participant may be asked if they can arrive before Monday 30 June 2025 (Orientation Day) and/or depart after 02 July 2025 (final day of Youth Parliament 2025 event) due to restricted travel connections

Do you require travel booked to and from Wellington for Youth Parliament 2025?

- *
☐ Yes please, that would be great.

Youth MP Information Submission form 2025

Form Preview

- ☐ No thanks, I live in Wellington or have made my own arrangements at my own cost.

Please indicate the airport or bus/train station that you will depart from to travel to Wellington. *

The Ministry of Youth Development will arrange and pay for your return travel. Please ensure you check the information you provide is correct. Once travel tickets are booked and issued the Ministry of Youth Development cannot make any changes. If you need to make changes you will be liable for any additional charges imposed by the carrier.

Accommodation

The Ministry of Youth Development will arrange same-gender shared accommodation for Youth Parliament 2025 participants. (Note participants with accessibility support needs will be contacted directly prior to any accommodation being confirmed).

Do you need accommodation provided in Wellington during Youth Parliament 2025? *

- ☐ Yes please, that would be great.
☐ No thanks, I live in Wellington or have made my own arrangements at my own cost.

If you have answered NO to the previous question above please provide the contact details for who you will be staying with, including the physical address.

Name.

Title	First Name	Last Name
<input type="text"/>	<input type="text"/>	<input type="text"/>

Relationship to Youth MP

Mobile Phone Number

Must be a New Zealand phone number.

Other Phone Number (such as a landline, if applicable)

Must be a New Zealand phone number.

Email

Must be an email address.

Address

Address

Youth MP Information Submission form 2025

Form Preview

Provide the dates of your stay if different to that of the shared MYD organised accommodation.

--

Provide the dates of your stay if different to that of the Youth Parliament event.

☐ This is my home address

GP Information

Please provide the details of your GP (Doctor).

GP Name *

--

GP Practice Name *

--

GP Phone Number *

--

Engagement

For Youth Parliament 2025, a closed and private Facebook group will be set up for Youth MPs and Youth Press Gallery members. This will be used to circulate information about Youth Parliament, and provide you an opportunity to ask questions, and get to know fellow Youth Parliament 2025 participants.

We will send an email invitation to join this group closer to the time.

If you are not on Facebook, and do not want to be, the same information MYD posts in the group will be circulated via email. However by not being part of the Facebook group, you may miss out on information posted by other Youth Parliament 2025 participants

Are you willing to be added to this Facebook group? *

- ☐ Yes
☐ No

Facebook email address

Please provide the email address that is linked to your Facebook profile *

--

Must be an email address.

Youth MP Information Submission form 2025

Form Preview

Electronic Device

For Youth Parliament 2025, we are looking at the best way for Youth MPs and Youth Press Gallery members to attend online training sessions and access information including training materials, tenure details, and information during the two day Youth Parliament event.

Please indicate if you have access to a portable electronic device (eg laptop), with wifi capability, that could be used for online training sessions and the Youth Parliament 2025 event.

Note a smartphone/mobile phone with wifi capability is unlikely to be sufficient to fully participant in the online training.

Do you have access to a portable electronic device with wifi and internet capability? *

- ☐ Yes, I have access to an appropriate electronic device
- ☐ No, I would need support to access an appropriate electronic device

Youth MP Training

As part of the lead up to Youth Parliament 2025, Youth MPs are provided with FOUR compulsory online training sessions from April to June 2025.

These training sessions will cover information about your tenure, your role as a Youth MP, and practical training to support your experience as a Youth MP.

There are two options to choose from for each online training session. Please indicate your preferred day/time for each session. (Only choose one option for each online training session).

If you have not received an online meeting link at least two days before your scheduled online session please email beheard@youthparliament.govt.nz

Online Training Session 1 *

- ☐ Monday 28 April 2025 - 4.30pm-6.00pm
- ☐ Tuesday 29 April 2025 - 5.30pm-7.00pm

Only choose one option

Online Training Session 2 *

- ☐ Monday 05 May 2025 - 4.30pm-6.00pm
- ☐ Tuesday 06 May 2025 - 5.30pm-7.00pm

Only choose one option

Online Training Session 3 *

- ☐ Monday 26 May 2025 - 4.30pm-6.00pm
- ☐ Tuesday 27 May 2025 - 5.30pm-7.00pm

Only choose one option

Online Training Session 4 *

- ☐ Monday 09 June 2025 - 4.30pm-6.00pm
- ☐ Tuesday 10 June 2025 - 5.30pm-7.00pm

Only choose one option

Youth MP Information Submission form 2025

Form Preview

Youth Parliament 2025 orientation programme – afternoon of Monday 30 June 2025

The two-day Youth Parliament event will be delivered at Parliament in Wellington on Tuesday 01 and Wednesday 02 July 2025. On the afternoon of Monday 30 June, we will carry out compulsory orientation activities for all participants including registration, providing general briefing information, running customised tours to orientate participants in the Parliamentary Precinct, and facilitating networking activities.

The orientation programme takes into account previous Youth Parliament participants' evaluation feedback, which indicated that to enhance their experience of the event and improve their ability to carry out their roles, they would have liked:

- to meet other participants from around the country before the event begins
- more time to get oriented in the Parliamentary Precinct
- to fly in the night before to reduce time pressure on the first day of the event
- a greater chance for Youth MPs and Youth Press Gallery Members to interact.

Bringing all out-of-town participants to Wellington on the day before the two-day Youth Parliament event will reduce logistical pressure on the morning of the event and minimise the impact of any potential weather related delays on participants' travel. In the past, some out-of-town participants have missed a substantial part of the first day's programme due to travel delays on the morning of the event.

This means out-of town participants will need to be available to travel to Wellington on Monday 30 June 2025, the day before the event begins, and all participants (including those from Wellington City and surrounding areas) will need to arrive at Parliament between 1:30pm-2:00pm.

Please choose one of the following: *

- ☐ I live outside of Wellington City and surrounding areas and am available to travel to Wellington on Monday 30 June 2025, to arrive at Parliament between 1.30pm-2.00pm
- ☐ I live in Wellington City or surrounding areas and acknowledge I need to arrive at Parliament between 1:30pm-2:00pm on Monday 30 June 2025
- ☐ I cannot either travel to Wellington on Monday 30 June or, if I live in Wellington City or surrounding areas, I am unable to arrive at Parliament between 1:30pm-2:00pm on Monday 30 June 2025

If you are unable to attend Orientation Day, please provide information on why you are unable to do so, noting a project team member may get in contact with you, to see what we might be able to do to ensure you receive adequate orientation support ahead of the two-day Youth Parliament 2025 event

Te Reo Māori

Are you a confident speaker of Te Reo Māori? *

- ☐ Yes
- ☐ No

Youth MP Information Submission form 2025

Form Preview

At the two-day Youth Parliament event, there may be an opportunity for a confident speaker of Te Reo Māori to speak on behalf of participants as part of the opening and/or closing processes.

Would you be interested in the opportunity to speak at one or both of the opening or closing ceremonies, if this opportunity is available?

- ☐ Yes
- ☐ No

Requirements

Please indicate if you have any dietary requirements that we should be aware of. Please select all that apply.

- ☐ Vegetarian
- ☐ Vegan
- ☐ Gluten-free
- ☐ Dairy-free
- ☐ Halal
- ☐ Other:

Are there any additional specific requirements you would like considered (e.g., prayer spaces)?

Do you have any medical conditions that we should be aware of? *

- ☐ Yes
- ☐ No

Please tell us about these medical conditions below

Please tell us what non-prescribed allergy and/or pain medication may be given to you if necessary

- ☐ Antihistamine
- ☐ Ibuprofen
- ☐ Paracetamol
- ☐ Other:

Privacy Statement

The Ministry of Youth Development recognises that any personal information provided on this form is very important to you. The Ministry of Youth Development is collecting this

Youth MP Information Submission form 2025

Form Preview

information to help with its responsibility to take all reasonable steps to ensure the safety of the young people attending the two-day Youth Parliament 2025 event in Wellington.

The young person named on this form has the right to access this information at any time, and also has the right to amend the information in this form. To gain access to this information, email beheard@youthparliament.govt.nz.

The personal information collected on this form will be held in a secure location by the Ministry of Youth Development. Our physical address is 56 The Terrace, Wellington 6011.

Please check this box to confirm that you have read the privacy statement. *

☐ I have read the privacy statement.

Young Person's Declaration

Please check the boxes below to confirm the declarations stated.

*

- ☐ I wish to participate in Youth Parliament 2025 and will ensure I am fully prepared to attend and actively contribute to the programme.
- ☐ The information I have disclosed is true and complete to the best of my knowledge.
- ☐ I consent to my information being shared with the Ministry of Youth Development's partner organisations for the purposes of Youth Parliament 2025.
- ☐ I consent to my full name, phone number physical and email address being shared with the Office of the Clerk of the House of Representatives to complete a parliamentary person of interest check.

The Office of the Clerk of the House of Representatives has the right to refuse entry to Parliament Buildings if any concerns are raised.

By checking these boxes, this acts as an electronic signature for the young person submitting this form.

Media Release and Consent Form

* indicates a required field

To participate in Youth Parliament 2025, all participants are required to agree to the Youth Parliament 2025 Code of Conduct, and Media Release and Consent forms. All Youth Parliament participants are required to read these documents and tick the box below to indicate they have read and agree to all of the conditions stated in this Media Release and Consent form.

For all inquiries please email beheard@youthparliament.govt.nz

Consent and Media Release Acknowledgement Form Youth Parliament 2025 Purpose of the form

As part of your role over the four months of your tenure, you will be travelling, attending events, and potentially featuring in media stories.

Youth MP Information Submission form 2025

Form Preview

To promote the programme and your work, your stories and images might also be used by the Ministry of Youth Development, Ministry of Social Development and/or the Minister for Youth and/or MPs.

This form is to get your agreement to terms, conditions, consents for travel and work you will undertake, which may include media and promotional work. We also ask you for your consent to use information, stories and other recorded material that relates to you and your participation in Youth Parliament 2025.

If you have any questions please email the project team at beheard@youthparliament.govt.nz.

Completion of the form enables you to participate in Youth Parliament 2025

To be eligible for the Youth Parliament 2025 programme and all related events including the four-month tenure, the Ministry of Youth Development (MYD) requires you to read, and agree to the following terms, conditions, and consents.

By acknowledging this form, you agree to the following terms, conditions, and consents.

Consents to general terms:

- I agree that I will travel unaccompanied (unless care assistance is required) to and from Wellington for the Youth Parliament 2025 event in June/July 2025, and to other events related to Youth Parliament.
- I agree that I will have medical assistance sought by a MYD or Parliamentary Services official if required.
- I allow work (both physical and intellectual outputs) produced by me in connection with tenure, training, and Youth Parliament 2025 to be the property of MYD, with exemption of the work I provide to media outlets.
- I agree to be available to participate in media interviews and/or promotional opportunities organised by MYD officials.

Consent to use of information:

MYD regularly produces (by itself or through other parties) materials to profile its various programmes and services to the public, including media releases or publications. Sometimes these materials contain stories, pictures, video material, recordings and/or personal/identifying information of young people. MYD also gathers information and stories of young people's experience so that it can profile the work supported by MYD.

Regarding my stories and/or personal/identifying information, I agree that MYD may:

- store my personal/identifying information and stories for potential use by MYD, its parent organisation Ministry of Social Development (MSD), MSD's service lines, the Minister for Youth, the Minister for Youth's Office and/or MPs
- use or disclose my personal information for the purpose of fulfilling its statutory obligations, or those of MSD
- have my name, age, home town, school/education provider or work, the name of the MP I might be representing and my contact details released to third parties (EG for booking travel)
- share information about me with Youth MPs and Youth Press Gallery members
- have MYD, MSD, the Minister for Youth, the Minister for Youth's Office, and/or MPs use information and stories supplied to them for publicity purposes in (including but not limited to) media releases, publications, websites and social media channels, promotions, service centres, or to provide them directly to the media
- share and store my social media posts relating to Youth Parliament 2025.

Information collected from or about me by MYD may also be used or disclosed by MYD or MSD:

Youth MP Information Submission form 2025

Form Preview

- to fulfil the statutory obligations of, or for the purposes of the legislation administered by, MSD or MYD
- for statistical and research purposes
- for providing advice to Government
- to avoid prejudice to the maintenance of law.

Regarding any identifying photographic and/or recorded material:

MSD maintains a library of photographic images (including photographs, film recordings) that are used in its publications and videos, and for promotional purposes.

MSD may include my images (including but not limited to photographs, film recordings) as well as materials provided by me and produced / taken at the Youth Parliament 2025 programme, during the four-month tenure, and in the lead up to this, by the photographers and videographers (including MYD staff, MSD staff, Parliamentary staff, photographers hired by MYD, MSD or Parliamentary staff, and Youth Press Gallery members) in that library for potential future use.

MYD and the Office of the Clerk may include my images in the audio visual recording of the Youth Parliament 2025 event.

Consent to use information:

Name of programme: Youth Parliament 2025 and related events such as training sessions, tenure activities and the two-day Youth Parliament 2025 event.

Date of programme: Monday 28 April 2025 until Friday 29 August 2025.

Photographers and videographers: MSD staff (and its service lines), MYD staff, Parliamentary staff, photographers and videographers hired by MSD (and its service lines), MYD, or Parliamentary staff, and Youth Press Gallery members.

Youth Parliament 2025 Partners: The Office of the Speaker of the House of Representatives, the Office of the Clerk of the House of Representatives, and other government agencies.

I consent to MSD (and its service lines), MYD and other photographers specified above, photographing and/or filming as well as recording me on the dates specified above.

I also agree to MSD (and its service lines), MYD, the Minister for Youth, the Minister for Youth's Office and MPs using or disclosing the images and materials I have provided for the following purposes:

- publications and promotions
- internal and external film clips
- social media channels
- internal and external websites
- in offices and service centres
- media releases
- security card and documentation.

I further consent to my images and photographs as well as materials I provide being cropped, altered, reproduced and/or combined with any other images or text for the above purposes.

I agree MSD owns copyright to these images and materials I provide as well as any resulting images, photographs, or recordings, and release MSD from any claims in connection with these materials or their future use.

Youth MP Information Submission form 2025

Form Preview

I understand that my consent is valid for **six years** from the date I agree to these terms, conditions and consents through the submission of the Youth Parliament 2025 Youth MP/ Youth Press Gallery Information Submission Form.

I agree that, while my images as well as stories, materials, and information provided will not be used in new publications after that time without giving further consent, they may remain in circulation in publications developed prior to the lapse of my consent.

If I advise MSD in writing that I withdraw my consent within the six-year period, I note that while my images as well as stories, materials, and information provided will not be used in new publications after that time without giving further consent, they may remain in circulation in publications developed prior to the date MSD receives the notification in writing.

I understand that my images as well as stories, materials, and information provided will be stored, used, and disclosed in compliance with this deed of release and the Privacy Act 1993, and pursuant to that Act I have the right to request access to and correction of all information the parties above hold about me.

I understand that I have the right to seek independent legal advice prior to signing and by signing I indicate that I have either taken advice or have waived my right to seek such advice.

Under the Privacy Act 1993, you have the right to access and to request correction of any of your personal information held by MYD. If you would like to see the personal information relating to you that MYD has stored, or to request correction of such personal information, or if you have any concerns regarding your privacy, please contact the Ministry of Social Development Privacy Officer:

PO Box 1556

Wellington 6140

Fax: 64 4 918 0099

Email: information@msd.govt.nz

*

☐ I have read and consent to the terms, conditions and consents set out in the Youth Parliament 2025 Consent and Media Release form attached above

Code of Conduct Form

* indicates a required field

Code of Conduct Acknowledgement Form Youth Parliament 2025. By acknowledging this form, you agree that:

- I have, and will continue to, read all Youth Parliament 2025 material sent to me by the Ministry of Youth Development.
- I understand that my tenure as a Youth MP or Youth Press Gallery member is from Monday 28 April to Friday 29 August 2025.
- I agree to abide by the Youth Parliament Standing Orders and the Rules for Admission to the Parliamentary Chamber, Lobbies and Galleries.
- I understand that a high standard of behaviour and conduct is required at all times.

Youth MP Information Submission form 2025

Form Preview

- I agree to adhere to the required dress code at all times.
- I agree to abide by any media and publications guidelines provided to me by the Ministry of Youth Development in the lead up and for the duration of my tenure, until Friday 29 August 2025.
- I agree to adequately prepare for, and participate in every event during Youth Parliament 2025.
- I agree to remain alcohol, tobacco, Vape and drug free for the duration of the Youth Parliament 2025 event in Wellington which may include a two-night (or longer if necessary) stay from Monday 30 June to Wednesday 02 July 2025.
- If I am being accommodated by the Ministry of Youth Development, I understand that I must remain onsite at my accommodation when not at Parliament, follow any instructions of the Ministry of Youth Development or the accommodation host, and to abide by any rules of the accommodation provider.
- I agree to abide by any reasonable instruction given to me by a Ministry of Youth Development or Parliament staff member at all times during Youth Parliament 2025.
- I understand that if I am unclear at any time about the requirements of the Parliament rules of behaviour, at the event or during my tenure, I should discuss this with a Ministry of Youth Development staff member as soon as possible.
- I understand that a breach of these rules may lead to disciplinary action, which may include my immediate removal from the Youth Parliament 2025 event and potentially forfeit my tenure as a Youth MP.

*

☐ I have read, and agree to the terms of the Youth Parliament 2025 Code of Conduct attached above

Participant Initial Youth Parliament Survey

* indicates a required field

Survey Questions

This survey is to inform the Youth Parliament Project Team of participants' current level of confidence in a number of areas. This will be compared to a second survey after the completion of the Youth Parliament programme in August 2025, to show whether the programme has supported the development of participants.

This information will be kept by the Youth Parliament Project Team, and any output reports generated from the data will be completely anonymous. The demographic information provided by you may be used in these reports, however no information used will be able to identify any one individual.

I have read the information about the survey and consent to participate in the survey.

- I understand all my information will be kept confidential and I will not be personally identified in any report.
- I understand that information I do provide will not be used to disadvantage me.
- I understand that information I do provide will not affect my participation in the Youth Parliament 2025 programme or my relationship with MYD.
- I consent to take part in the survey.

Please answer as honestly as possible, you will not be assessed on your answers and there are no wrong answers.

Youth MP Information Submission form 2025

Form Preview

Using a scale of “Strongly disagree”, “Disagree”, “Neutral”, “Agree”, and “Strongly agree” how much do you agree that you are confident at:

Leading others? *

Connecting and communicating with people in your community? *

Understanding, and advocating for, people in your community? *

Making friends and connections? *

Understanding how to have your voice heard on issues of importance? *

Connecting and communicating with government agencies about issues of importance? *

Having meaningful input into central government decision-making? *

Understanding Aotearoa New Zealand’s political system? *

MYD is conducting an evaluation of Youth Parliament 2025. Part of the evaluation approach will include a Photovoice study. Photovoice is a method where participants take photos to document their experiences and influence social change. A small group of Youth MPs and Youth Press Gallery members will be able to participate in this and will receive \$50 koha for their work. If you would like to participate, please provide a brief response below outlining your interest in the Photovoice study and MYD will be in touch with more information.

New Section

Thank you for taking the time to complete this form, we look forward to meeting you.

beheard (YOUTHPARLIAMENT)

From: beheard (YOUTHPARLIAMENT)
Sent: Monday, 12 May 2025 4:56 pm
To: beheard (YOUTHPARLIAMENT)
Subject: Parliamentary Working Group topic selection & Leadership role selection online form & Online Training Modules
Attachments: Youth Parliament 2025 - Online Training Modules.pdf; Youth Parliament 2025 Online Training Calendar.pdf

Objective: -1

Kia ora koutou

We hope you are all well. The Youth Parliament project team is excited to email you about two important things today! Please see below.

Parliamentary Working Group topic selection and Leadership role selection online form

What is this form?

- **Parliamentary Working Groups (PWGs) section** – the online form has information about the 12 Parliamentary Working Group topics and the government agencies leading them. In the form, you will be asked to rank the 12 topics in order of your preference.
- **Leadership role section** – the online form has information about the three leadership roles (giving a general debate speech, asking a question at question time, or Co-Chairing a PWG). You will be asked in the form to rank the three roles in order of your preference.

Here is the link to the online form: <https://myd.smartygrants.com.au/YP25participationoptionsselection>
You must complete the online form no later than 10.00pm Sunday 18 May 2025. Please consider completing the form as early as possible to allow us time to allocate topics and roles.

Online Training Modules (Please note: this is for Youth MPs only)

Attached is the Online Training Module PDF which outlines 12 online training modules that you need to complete by Monday 30 June 2025, before attending the in-person event at Parliament.

How to use the Online Training Module PDF:

1. Within the attached document, you will find 12 images and titles of different training modules.
2. Click on the image of the module you would like to complete (you need to complete all 12 but you can do them in any order you like).
3. By clicking on the image, you will be taken to a Google Form. Each form contains key information related to that topic.
4. Please read through the information and watch any videos included in the form.
5. At the bottom of each module, there will be two-three simple questions for you to answer based on what you have learnt. These questions are not assessed and are included to help you remember key pieces of information.
6. Finally, please input your name so we know you have completed the form.

Lastly, please note, there is no training tonight, the next training sessions will be 26/27 May. The online training calendar is re-attached for easy reference.

As always, if you have any questions, please email us at beheard@youthparliament.govt.nz.

Ngā mihi
Youth Parliament 2025 Project Team

Ministry of Youth Development – Te Manatū Whakahiato Taiohi

Follow us on [Facebook](#)

Follow us on [Instagram](#)

www.myd.govt.nz



www.youthparliament.govt.nz

Youth Parliament 2025

Online training modules



Pōhiri



Youth Parliament Opening Ceremony



Who's Who in the House?



The House



Question Time



General Debate



Parliamentary Working Groups



Health, Safety, & Security



Youth Press Gallery



Parliament and He Tohu Tour



Behaviour, Wellbeing, and Code of Conduct



Youth Parliament Standing Orders

Module: Pōhiri

This form has information about the pōhiri and how it will work to welcome us all to Youth Parliament 2025. The questions asked at the bottom of this form are not assessed and are included to help you remember key pieces of information.

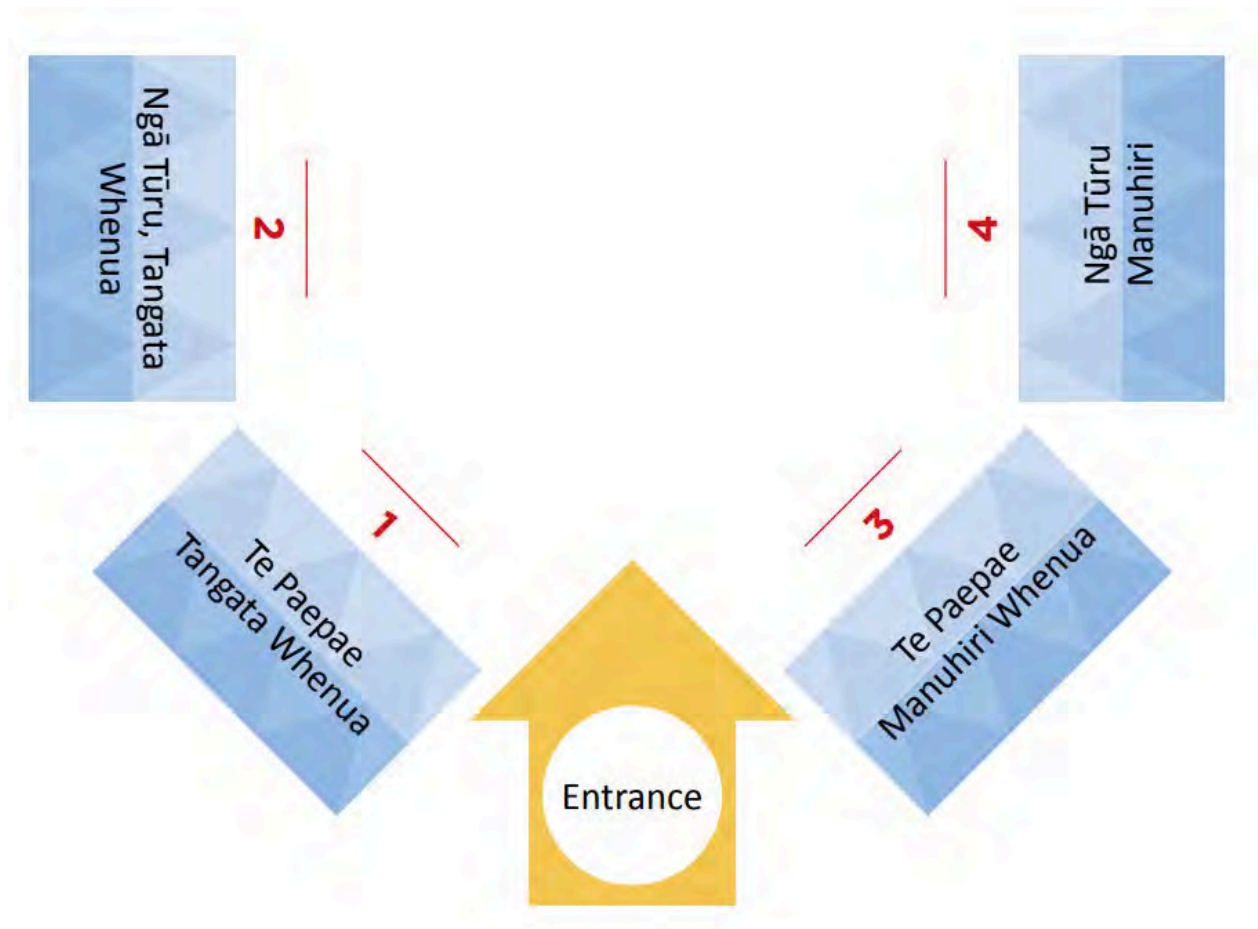
This module has been supported by Te Āti Awa Taranaki Whānui (the local iwi) to help build your understanding of the tikanga (processes and protocols) of the pōhiri within their rohe (fluid tribal boundaries).

* Indicates required question

Tikanga Pōhiri | Local Protocols

Te Āti Awa Taranaki Whānui hold the mana over the whenua within the fluid boundary lines indicated in the following tongi:

Ka huri taku aro ki Turakirae piki atu
Ki Tapokopoko, ki Papatahi, ki Orongorongo.
Ka rere te kāhui maunga ki Pukeatua ki te whakapuare te waha o te ika
I ahu mai i te wai manga,
Mai i a Rua tupua, Mai i a Rua tawhito,
Ko Ngake, ko Whātaītai.
Rere ki uta ki Remutaka, ki Tararua
Heke iho ki Pareraho, ki Pokaimangumangu
Whakawhiti atu ki Pipinui.
Atea te titiro ki Te Rimurapa
Hoki tōtika au ki Turakirae.
Ko te mana nui o te whenua
E titia, e titia,
E titia nei te raukura
O Te Atiawa nō runga i te rangi,
O Taranaki Whānui
Ki runga i te whenua
Hue, hue, ha!"
Mā te tōmairangi hei whakamākūkū

Te Paepae Kōrero | The Physical Layout of Ngā Paepae

Te Paepae Kōrero | The Physical Layout of Ngā Paepae

Te Āti Awa Taranaki Whānui have embraced the peaceful resistance movement which is predominantly articulated through our persistence to conduct initial engagements within the building – the domain of Rongo. Therefore Pōwhiri will take place inside and follow the layout below.

01 Te Paepae Tangata Whenua | Home Side Speaking Platform

The Paepae Mana Whenua are the seats reserved for those who are conducting the Whaikōrero o Tama Kōrero (The Male Voice) whom will be seated in front seats and Te Reo Pōhiri, Karanga o Hine Waiata (Female Voice) whom shall be seated in the second row of seats on the Paepae Tangata Whenua. The Paepae Mana Whenua is placed on the left side walking into the Pōhiri.

02 Ngā Tūru Tangata Whenua | Home Side Seats

Ngā Tūru Mana Whenua are the seats for Mana Whenua and attendees from Parliament.

03 Te Paepae Manuhiri | Visitor Speaking Platform

The Paepae Manuhiri are the seats reserved for those who are conducting the Whaikōrero o Tama Kōrero, (The Male Voice) whom will be seated in front seats and Te Reo Pōhiri, Karanga o Hine Waiata (Female Voice) whom will be seated in the second row of seats on the Paepae Manuhiri. The Paepae Manuhiri is placed on the right side walking into the Pōhiri.

04 Ngā Tūru Manuhiri | Visitor seats

Ngā Tūru Manuhiri are the seats for all the Youth Parliament 2025 attendees.



Tātai Pōhiri | Order of Proceedings

Te Huihuinga Manuhiri ki Te Tomokanga | The gathering at the entrance by the Visitors

This is an important process that involves the manuhiri (us as Youth Parliament attendees) waiting in front of

the entry to where the Pōhiri is to be held. The Pōhiri for Youth Parliament will take place in the Banquet Hall and you will be guided on where to go for the start of the Pōhiri.

Please note: Manuhiri are not permitted to enter into the Pōhiri space before the formal proceedings begin.

Keka | Messenger

Traditionally known as a knowledgeable person with regards to the art of Te Āti Awa Taranaki Whānui Martial Arts and Weaponry, who would be sent out to the manuhiri to make an assessment of whether the manuhiri are coming as friends or foes. These days the keka is known as the messenger who is knowledgeable in the protocols of Te Āti Awa Taranaki Whānui. The hosts will send out a keka to provide clarity to the manuhiri of our Pōhiri process to avoid any un-necessary embarrassment. This person needs to be able to explain the Pōhiri process with confidence so that formalities progress with safety for all sides. Good practice would ensure that these processes were explained to the manuhiri well before their arrival (hence this module).

Reo Pōhiri, Karanga o Hine Waiata | Female Voice

Te Paepae Wāhine o te Mana Whenua (female voice of the Home side) will initiate the first exchanges of voice to all the elements, acknowledging those who have passed and the subject of the day. This is the powerful essence of how female voice not only initiates but guides the Pōhiri ritual. At this stage Te Paepae Wāhine o te Manuhiri will be at the half way mark coming into the welcoming space. At the completion of this exchange of voices Te Paepae Wāhine o te Mana Whenua the males will move to the front of the visiting group and enter into the next stage of the ritual which is Te Ohaoha.

Te Ohaoha | The Formal Exchange of Pressing Noses

In accordance with Te Āti Awa Taranaki Whānui protocol regarding peace amongst all mankind the hongī (pressing of noses) known as the Ohaoha is done, before taking seats on all paepae. Males will be the first to complete the Ohaoha.

Please note: At the Pōhiri for Youth Parliament, only the front row of speakers will hongī.

Te Kōkōhu | The Contribution to the People for the Event

Te Āti Awa Taranaki Whānui protocol for koha (gifting, making a contribution to the event) is done when the manuhiri do the ohaoha. The first and most senior male to enter the room to commence the ohaoha will give the contribution from hand to hand with the first male member of the tangata whenua paepae.

Whaikōreo o Tama Kōrero | Male Speeches

Te Āti Awa Taranaki Whānui protocol of Pāeke (to move, slide) will be exercised meaning once all of the speakers on the Paepae Mana Whenua have spoken to welcome and talk directly to the subject of the day, then the mauri of the kōrero (life force of oratory) is handed over to the Paepae Manuhiri to respond.

Te Reo Iere mō Te Tangata | Supporting songs

Each speaker on the paepae will have a song of support that adds value to what has been spoken. The Mana Whenua side is only responsible for the songs of support on their side. Please note for Te Āti Awa Taranaki Whānui it is deemed impolite to give copies of words to the songs to manuhiri as it implies that the manuhiri has to support what has been said by the Mana Whenua side.

As manuhiri we will sing a waiata tautoko / song of support for our speakers. Please make yourselves familiar with the following waiata for the Pōhiri:

LINK ONE = Waiata tbc

LINK TWO = Waiata tbc

Karakia Whakairi | Conclusion

Following all of the above processes, a member of the Paepae Mana Whenua will stand and conclude formal proceedings with a Karakia (Incantation). For Te Āti Awa Taranaki Whānui this part of the ritual only entails conducting karakia with no further whaikōrero. Following this karakia it is then appropriate for English to be spoken in a process the organisation may set.

Kai | Food

The final process which completes the entire formalities is the sharing of kai (food) which returns the participants to a state of safety. The type and amount of food is the responsibility of the mana whenua side, but is the first indication to the manuhiri of how pleased we are to host these manuhiri.

**Check your learning**

Please answer the questions below. These questions are not assessed and are included to help you remember key pieces of information.

*Indicates required question

1. Where will the Pōhiri for Youth Parliament take place?

Mark only one oval.

☐ The Legislative Council Chamber

☐ The Banquet Hall

☐ Parliament Steps

2. Who will take part in Te Ohaoha and hongī?

Mark only one oval.

☐ The front row of the manuhiri and Mana Whenua

☐ Everyone

3. Please provide us with your full name *

This content is neither created nor endorsed by Google.

Google Forms

Module: Opening of Youth Parliament

This module has information about the opening ceremony for Youth Parliament 2025.

The questions asked at the bottom of this form are not assessed and are included to help you remember key pieces of information.

Opening of Youth Parliament

In the morning of Day One of the Youth Parliament programme, there will be an opening ceremony to welcome Youth MPs and Youth Press Gallery Members to Parliament. This ceremony will mirror a State Opening of Parliament, with Sir Anand Satyanand (former Governor-General 2006-2011) in attendance, performing the role of the Governor-General.

** Indicates required question*

State opening of Parliament



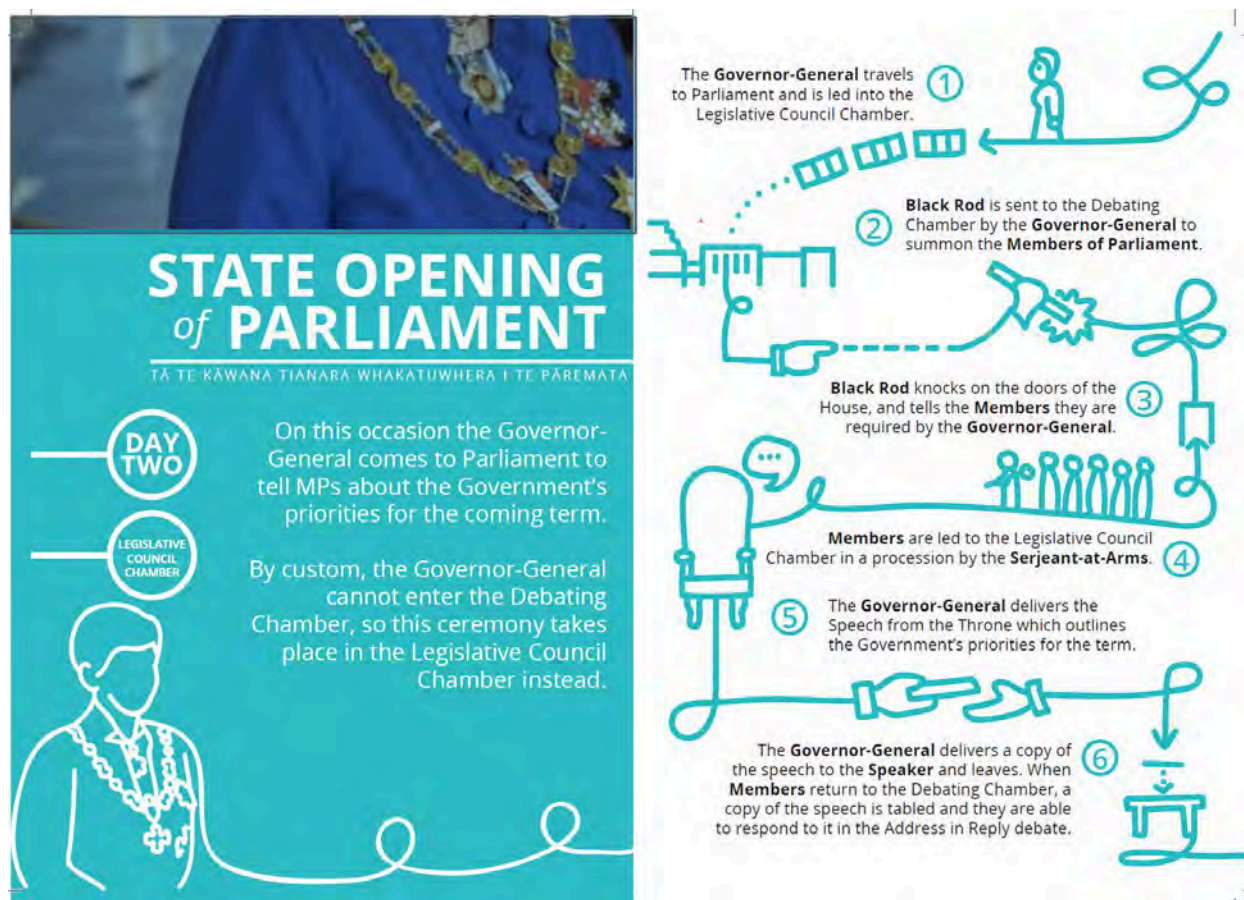
State Opening of Parliament

As the Opening of Youth Parliament will mirror the formal State Opening of Parliament, you might find it helpful to look at the following resources which provide information and guidance on the State Opening of Parliament.

You can read more about the process for the opening of Parliament in detail by reading **Chapter 7 - The Opening of Parliament** within Parliamentary Practice in New Zealand 2023.

[Chapter 7 The Opening of Parliament](#)

Understanding the State opening of Parliament



Check out this highlights video from the State Opening of the 54th Parliament in 2023:



[http://youtube.com/watch?](http://youtube.com/watch?v=P4b3d9yOYRA)

[v=P4b3d9yOYRA](http://youtube.com/watch?v=P4b3d9yOYRA)

Watch this short interview with the Usher of the Black Rod, Sandra McKie



[http://youtube.com/watch?](http://youtube.com/watch?v=FNqYbQHmec4)

[v=FNqYbQHmec4](http://youtube.com/watch?v=FNqYbQHmec4)

Take a look at this video from the Clerk and Deputy Clerk of the House of Representatives explaining briefly how the process works for the State Opening of Parliament:



[http://youtube.com/watch?](http://youtube.com/watch?v=KTU0i4ZR1J8)

[v=KTU0i4ZR1J8](http://youtube.com/watch?v=KTU0i4ZR1J8)

What to expect on the day for the Opening of Youth Parliament 2025

- Youth MPs will meet in the Debating Chamber and will remain seated in the Chamber until summoned to the Legislative Council Chamber (LCC).
- The Usher of the Black Rod will lead the Official Party, including Sir Anand Satyanand, up the steps of Parliament, through the Grand Hall to the LCC.
- The acting Governor-General will then ask the Usher of the Black Rod to summon the Youth Parliament.
- The Usher of the Black Rod will knock on the doors of the Chamber and the Speaker will instruct the Serjeant-at-arms to “unlock the door”.
- The Usher of the Black Rod will enter the Chamber and say “Mr Speaker, His Excellency the Governor-General commands the immediate attendance of this Youth Parliament in the Council Chamber”.
- The Speaker, led by the Usher of the Black Rod and the Serjeant-at-arms will process out of the Chamber to the LCC, followed by the Clerk and the Youth MPs (starting with the two front rows on either side of the House).
- Once everyone is seated in the LCC, Sir Anand Satyanand will give a welcome address, declaring Youth Parliament 2025 open.

The Usher of the Black Rod entering the Chamber at Youth Parliament 2022



Check you learning

Please answer the questions below. These questions are not assessed and are included to help you remember key pieces of information.

*Indicates required question

1. Who is sent to the Debating Chamber by the Sovereign or their representative?

Mark only one oval.

- ☐ The Serjeant-at-Arms
- ☐ The Clerk of the House
- ☐ The Usher of the Black Rod

2. Where are the members directed to go from the Debating Chamber during the Opening?

Mark only one oval.

- ☐ The Legislative Council Chamber
- ☐ The Grand Hall
- ☐ The Banquet Hall

3. Who gives the speech from the Throne?

Mark only one oval.

- ☐ Prime Minister
- ☐ Speaker
- ☐ Governor General

4. Please provide us with your full name? *

This content is neither created nor endorsed by Google.

Google Forms

Module: Whos who in the House

This form has information about the individuals that help Parliament function. The questions asked at the bottom of this form are not assessed and are included to help you remember key pieces of information.

Who's who in the House

It's not just Members of Parliament and the Press Gallery in the Debating Chamber when the House sits. Many others support the work of the House in a range of important roles. This section outlines some of those roles and the people who may be present in the Chamber for Youth Parliament 2025 to support proceedings.

* Indicates required question

Speaker of the House of Representatives

The House of Representatives elects a Speaker each Parliamentary term to preside over it, maintain order, rule on procedure, and call on members to speak. The current Speaker of the House of Representatives is the Rt Hon Gerry Brownlee.

The Speaker is like the referee of Parliament and has the authority to deal with any breaches of order.

[Read more here](#) about the role of the Speaker outside of Youth Parliament.

Rt Hon Gerry Brownlee, Speaker of the House of Representatives



You can watch his election in the video below:



<http://youtube.com/watch?v=ZFei59iSN->

[W](#)

Deputy Speaker and Assistant Speakers

There is also a Deputy Speaker (Barbara Kuriger) and three Assistant Speakers (Maureen Pugh, Greg O'Connor and Teanau Tuiono) appointed in the 54th Parliament to preside over the House when the Speaker is not in the Chair. You can see all four of them in the image below.

You can expect one or more of these presiding officers to act in the role of the Speaker at Youth Parliament 2025.

Deputy and Assistant Speakers



Clerk of the House of Representatives

The Clerk of the House of Representatives is appointed by the Governor-General as an expert in the laws and procedure that govern Parliament and is the principal permanent officer of the House of Representatives. The Deputy Clerk and other Clerks support them in this role. The Clerk advises the Speaker and other members on procedural matters in the House. Other duties and functions of the Clerk include conducting the readings of bills, taking votes, keeping Parliament's official record, advocating for Parliament, and broadcasting proceedings.

The current Clerk of the House of Representatives is David Wilson.

The role of the Clerk at Youth Parliament 2025 will be shared by several experienced Clerks.

[Read more here](#) about the role of the Clerk.

Clerk of the House of Representatives



Serjeant-at-Arms and Chamber Services

The Serjeant-at-Arms is responsible for supporting the Speaker in the maintenance of good order on the floor of the House. The Serjeant-at-Arms, supported by the Chamber and Meeting Support Officer (CMSO) team, is also responsible for the security of the Debating Chamber, lobbies, and members' lounge before and during sittings, and managing access to the Chamber and lobbies during sittings of the House, under the rules approved by the Speaker, including access for:

- Distinguished visitors authorised to enter the Chamber.
- Ministers' or members' staff, departmental officials, and advisors, for access to meeting rooms.
- Staff of a Minister or member to the lobbies at either end of the Chamber for the purpose of making a delivery or receiving an instruction or signature only.
- Delivery of papers and messages as required by members in the Chamber.

Watch this video with Steve Streefkerk. Serjeant-at-Arms at the New Zealand Parliament to learn more about the role.



[http://youtube.com/watch?](http://youtube.com/watch?v=23NWBxclRh8)

[v=23NWBxclRh8](http://youtube.com/watch?v=23NWBxclRh8)

Security

Security personnel remain in the Public Gallery of the Debating Chamber to ensure the safety of you and other visitors to Parliament. Both Youth MPs and Youth Press Gallery members should keep their lanyards on them at all times for security and access purposes.

Sound Technicians

Sound technicians control the microphones in the Chamber on direction of the Speaker and are seated in a radio booth at the back of the Chamber. You will have an opportunity to test the microphones on the Orientation Day. Your microphone will only be turned on when you are standing to 'take the call' and have the attention of the Speaker.

Check your learning

Please answer the questions below. These questions are not assessed and are included to help you remember key pieces of information.

*Indicates required question

1. Who is the current Clerk of the House?

Mark only one oval.

- ☐ Suze Jones
- ☐ David Wilson
- ☐ David Clark

2. What does the Serjeant-at-Arms carry?

Mark only one oval.

- ☐ The Hansard
- ☐ The Black Rod
- ☐ The Mace

3. Please provide us with your full name *

This content is neither created nor endorsed by Google.

Google Forms

Module: The House

This form has information about the House, including what is meant by the term 'the House' and what to expect in the Debating Chamber. The questions asked at the bottom of this form are not assessed and are included to help you remember key pieces of information.

* Indicates required question

What do we mean by 'the House'?

When we refer to 'the House' in this training, we are referring to meetings of the New Zealand House of Representatives (consisting of 123 MPs) in the Debating Chamber at Parliament. A meeting of the House of Representatives is called a sitting as members of Parliament take their seats in the House.

The Debating Chamber



Location and layout of the Debating Chamber

The Debating Chamber is located on the first floor of Parliament House. Entrances to the Chamber and its two lobbies are located at either end of the floor. The corridor behind the Speaker's Chair joins the two lobbies, and has three meeting rooms, and a toilet.

The Speaker of the House sits in the large chair at the front of the Chamber. At the desk in front of The Speaker you will find the Clerk of the House. During Question time at Youth Parliament 2025 this will be where the Minister(s) sit to take questions.

Seats in the Chamber of the House of Representatives are allocated on a block basis to each party. A change in the number of seats each party holds in the House can affect the block allocation.

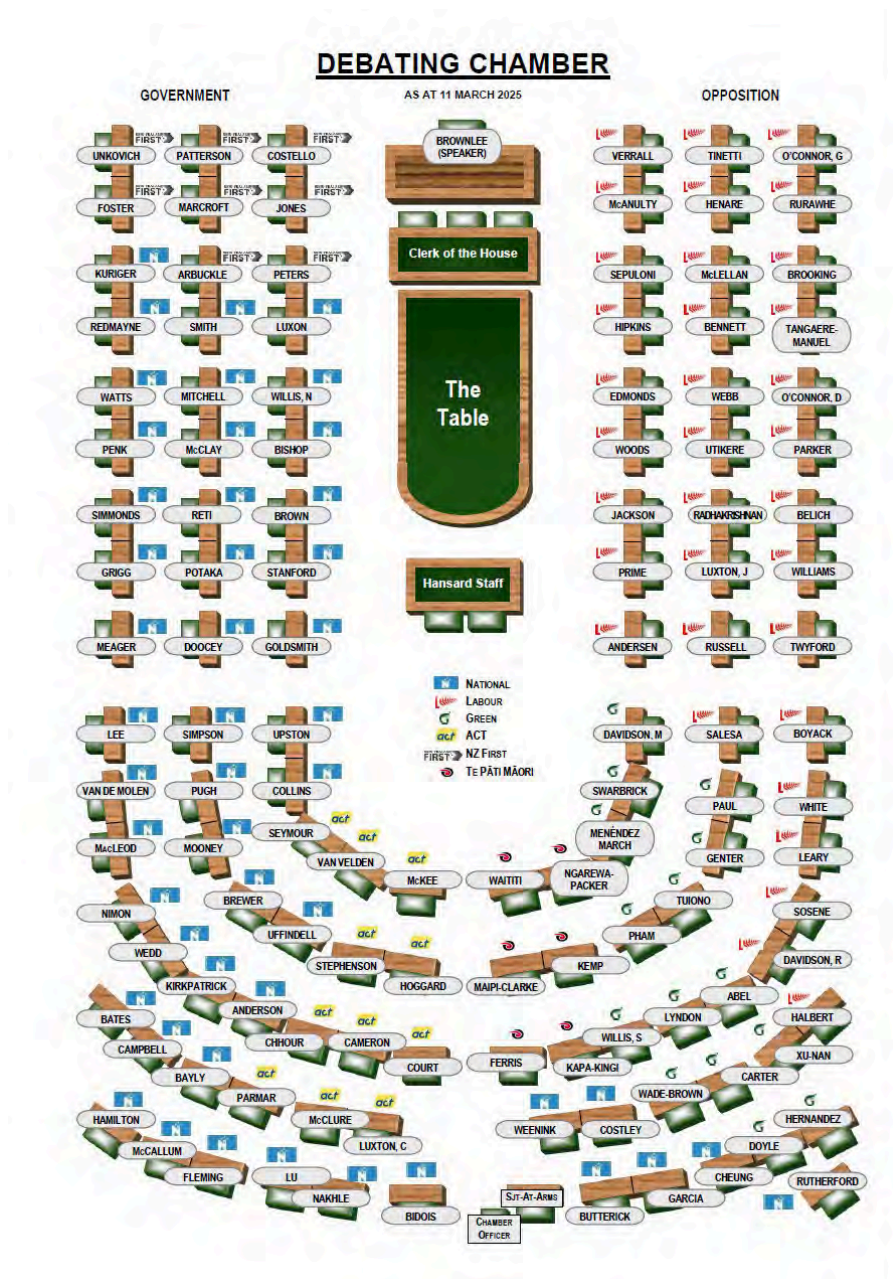
- Government parties sit on the Speaker's right.
- Opposition parties sit on the Speaker's left.

Members of Parliament sit in the block that is allocated to the political party they represent. The parties decide where each member will sit within their block. The most senior members usually sit in the front (on the front benches) while junior members sit towards the back of the block (on the back benches).

The Prime Minister and Leader of the Opposition traditionally sit opposite each other across the Table. Below for your reference is the current seating plan for the 54th Parliament. During Youth Parliament you will sit in the seat allocated to the member who selected you as a Youth MP.

The table in the centre of the Debating Chamber has copies of bills and other papers relevant to legislation before the House, as well as papers presented to the House.

Debating Chamber at 11 March 2025



Admission to the Chamber

Only Youth Members, current MPs or other people with Speaker's approval may enter the Debating Chamber while Youth Parliament 2025 is sitting. All whānau, friends, supporters and other visitors can watch from the galleries above the Chamber.

Ringing of the bell

A bell rings throughout the parliamentary complex to remind members the House is about to meet. There is a short ring 9 minutes before the House is to sit or resume a sitting. Two minutes later there is a continuous ring for 5 minutes. The bell is also rung for about 10 seconds after the House is suspended for a meal break and after the House rises. This is to inform everyone in the complex that the House is no longer sitting. The bell rarely rings while the House is sitting. It rings only if a personal vote takes place, or to signal an adjournment.

When the bell is ringing, staff and guests do not use the elevators in the parliamentary complex. This is to help ensure that members are not late for the House.

Acknowledging and addressing the Speaker

At Youth Parliament 2025 (just like the actual Parliament) each sitting day starts with the procession of the Speaker into the House, led by the Serjeant-at-Arms carrying the mace.

All members stand in silence as the Speaker arrives in the Chamber and when he or she leaves at the end of a sitting day. At all other times during the sitting, when the Speaker speaks, member must be silent and seated so that the Speaker can be heard without interruption.

During Youth Parliament, when it is your turn to speak in the House, the Speaker will call on you by name and then you may stand up and speak. You should address the House through the Speaker. The Speaker should be referred to as “Te Mana Whakawa OR Mr/Madame Speaker”.

Watch the video below to see what the start of a sitting day looks like in Parliament.



[http://youtube.com/watch?](http://youtube.com/watch?v=WHcjCickVQk)

[v=WHcjCickVQk](http://youtube.com/watch?v=WHcjCickVQk)

What the video below to see how you should address the Speaker



[http://youtube.com/watch?](http://youtube.com/watch?v=exZmTYoKBl8)

[v=exZmTYoKBl8](http://youtube.com/watch?v=exZmTYoKBl8)

Entering and Leaving the House

Youth Members may leave the Chamber during a sitting if necessary. However, we encourage all Youth MPs to be respectful of fellow members and ensure that every member has a chance to have their voice heard by a full audience and without interruption.

By convention, members are expected to acknowledge the Speaker every time they enter or leave the Chamber, or if they cross the floor in front of the Speaker. During Youth Parliament you can do this by turning towards the Speaker and briefly nodding your head.

Please do not enter or exit the Chamber during the karakia at the start of the sitting.

Electronic devices and recording

During Youth Parliament you are welcome to use laptops, tablets and cell phones to assist with your role but please show respect to your fellow members by limiting use throughout proceedings.

When you are in the Chamber, devices need to be on silent and not disturb proceedings. Making and receiving phone calls is prohibited in the Chamber, this can be done in the lobbies and only where absolutely necessary.

Members must not film, take photos or make sound recordings in the Chamber while the House is sitting but can do so before or after a sitting of the House.

Youth Parliament 2025 will not be live broadcast but it will be recorded and made available later. There will not be a written record (Hansard).

General rules

You may not bring food and drink into the Debating Chamber (other than water). Food and drink should be consumed in the Grand Hall or Banquet Hall.

You may not bring anything into the Chamber which displays advertising that is visible at a distance. For example, you may not have a folder with political party insignia, but a pen with a brand name on is acceptable. You may not bring in signs that demean Parliament. Props or visual aids can be used to illustrate a point being made during your speech provided that the aid does not inconvenience other members or obstruct proceedings in the House.

Further information on what is and isn't allowed in the Debating Chamber is detailed in the Standing Orders Youth Parliament 2025 (the rules of Youth Parliament). You will receive this closer to the in-person event.

Dress Code

You must comply with the general standards of dress for Members of Parliament. This means, members must dress tidily without displaying commercial advertising or political slogans or logos. Cultural wear is welcomed and encouraged.

Broadly this means:

- all clothing must be neat and tidy
- clothing must not display commercial advertising or political slogans
- if you are a school student we recommend wearing your school uniform
- men must wear either a blazer or suit jacket (but a tie is not essential)
- you may not wear shorts or short skirts
- males and females should wear appropriate closed-toe footwear (i.e. no high heels or jandals)
- cultural wear is welcomed

Check your learning

Please answer the questions below. These questions are not assessed and are included to help you remember key pieces of information.

*Indicates required question

1. What floor of Parliament House is the Debating Chamber located on?

Mark only one oval.

- ☐ First floor
- ☐ Second floor
- ☐ Third floor

2. When leaving the Debating Chamber you should:

Mark only one oval.

- ☐ Make as such noise as possible to disrupt proceedings
- ☐ Ask permission of the Speaker
- ☐ Leave quietly and acknowledge the Speaker with a small nod in their direction

3. Please provide us with your full name *

This content is neither created nor endorsed by Google.

Google Forms

Module: Question Time

This form has information about Question Time and how it will work at Youth Parliament 2025. The questions asked at the bottom of this form are not assessed and are included to help you remember key pieces of information.

Question Time

Question Time is usually the first significant item of business at 2pm each day when New Zealand House of Representatives (the House) meets. It is an opportunity for Members of Parliament to ask government ministers questions in the Debating Chamber. Question Time is a way to make sure the Government is kept accountable, both to Parliament and to the public.

* Indicates required question

Question Time at Youth Parliament

Question Time at Youth Parliament 2025 is an opportunity for Youth MPs to directly engage with ministers and ask them questions about policy issues and decision making within their ministerial responsibilities. 23 Youth MPs will have a chance to ask a primary question and have it answered by a minister. There are no supplementary questions at Youth Parliament 2025.

If you are a Youth MP who is selected to ask a question, you will be told the order of questions. The Speaker will call you (by name) to ask your question, so you will know when to speak. However, be prepared and pay attention to the order of the questions so you know when your turn is approaching.

The wording of all questions will be confirmed before the two-day Youth Parliament event. Please read the question as written – you will have already agreed to this wording, so you will be familiar with the question.

Your question must relate to areas of ministerial responsibility, and should be concise. Examples of content not permitted in questions are:

- Unauthenticated statements of fact
- Expressions of opinion
- Discreditable references to the House or a member

Procedure

Asking a primary question: When called on by the Speaker you stand and say 'Thank you Mr Speaker. My question is to the Minister of (say the name of the Ministerial portfolio your question is directed to) and asks: (read your question).'

For example: *"Thank you Mr/Madame Speaker. My question is to the Minister of Education and asks: What steps is the Government taking to support new teachers?"*

At Youth Parliament 2025, ministers will come to the Clerk's Table to take questions. This is different to what occurs in Parliament's actual Question Time, where the relevant minister will just stand and respond from their seat in the House.

Please note if your question is directed at a particular portfolio, and the minister responsible for that portfolio is not present. Another minister will answer on their behalf.

Watch the video below to see an example of a primary question during Question Time in the House



[http://youtube.com/watch?](http://youtube.com/watch?v=T3JfyVJ2pQs)

[v=T3JfyVJ2pQs](http://youtube.com/watch?v=T3JfyVJ2pQs)

Further information and viewing

You can watch more videos of what Question Time looks like in the House by tuning into [Parliament TV](#) or watching [Parliament On Demand](#).

Find out more about Question Time on the Parliament website [here](#).

[Read this article](#) by Radio New Zealand's The House on the art of Question Time.

Check your learning

Please answer the questions below. These questions are not assessed and are included to help you remember key pieces of information.

*Indicates required question

1. Where will ministers sit during Youth Parliament's Question Time?

Mark only one oval.

- ☐ At the Clerk's Table
- ☐ In their seat in the Debating Chamber
- ☐ At the Hansard staff's table

2. Can a minister answer a question on behalf of another Minister?

Mark only one oval.

- ☐ Yes
- ☐ No

3. Please provide us with your full name *

This content is neither created nor endorsed by Google.

Google Forms

Module: General Debate

This form has information about the general debate at Youth Parliament 2025. The questions asked at the bottom of this form are not assessed and are included to help you remember key pieces of information.

The General Debate

The general debate is an opportunity for Youth MPs to speak about and raise awareness of any topic or issue that is important to them and /or young people from their community.

** Indicates required question*

Youth Parliament General Debate



General debate at Youth Parliament 2025

The general debate at Youth Parliament 2025 is a series of 3-minute speeches which may or may not relate to each other; it is not a debate on a single topic. There is time for a maximum of 80 speeches over two general debate sessions. If allocated to this activity, please practice your speech and make sure you stick to the time limit.

Please note it is not parliamentary practice to applaud so please refrain from doing so as it does slow down proceedings. If it is an outstanding speech, make a note of the member and congratulate them after the sitting. You can also consider showing your appreciation by applauding in NZSL.

Instructions for those speaking in the general debate

1. You stand as soon as the person before you has finished speaking and begin by saying 'Mr Speaker / Madam Speaker' **Note: You need to be aware who the Presiding Officer is as they may change during the sitting. You also need to know when it is your turn, you will be provided with the order of speeches.**
2. The Presiding Officer will say "I call [name]"
3. You say "Thank you Mr Speaker/Madame Speaker"
4. Deliver your speech
5. The time limit is 3 minutes. There will be a 3 minute countdown and when your time is up, you must stop speaking and sit back down, regardless of if you have finished or not. Your microphone may be muted if you try to continue with your speech beyond your allotted time.

Content

Your General Debate speech can be on any topic or issue important to you. It is important to note that while Parliament is based on the principle of freedom of speech, parliamentary privilege which is accorded to the House of Representatives does not apply in Youth Parliament.

You need to be very mindful not to disclose personal information about another person, say anything that might damage a person's reputation, or discuss matters that are currently before a court. You also need to give sufficient acknowledgement to any sources of information relied upon.

All Youth MPs speaking in the general debate will need to submit a copy of their speech before the onsite event.

You will be provided with more guidance within the **Standing Orders Youth Parliament 2025** closer to the event.

Visual aids in the House

Visual aids are not normally used in a speech to the House. However, you may use an appropriate visual aid to illustrate a point being made during your speech, provided that the aid does not inconvenience other members or obstruct the proceedings of the House. The aid may be displayed only when you are speaking and must be removed from the Chamber at the conclusion of your speech. If you choose to use a visual aid, please submit this to Ministry of Youth Development at the same time as your speech.

Watch the video below to see MP Lawrence Xu-Nan use visual aids in debate



[K7aZBv9I](http://youtube.com/watch?v=KH-K7aZBv9I)

[http://youtube.com/watch?v=KH-](http://youtube.com/watch?v=KH-K7aZBv9I)

Using notes in the House

Traditionally members do not read their speeches, unless the matter is very technical, or they are quoting from another source.

For Youth Parliament, it's okay to use bullet points to help you remember your speech, but we encourage you to use this opportunity to speak naturally and engage in genuine debate rather than read from notes.

Here is an example of an effective General Debate Speech from Youth Parliament 2022. If you would like to see more, all 2022 speeches can be [found here](#)



[v=0FYGBiQgmoY](http://youtube.com/watch?v=0FYGBiQgmoY)

[http://youtube.com/watch?](http://youtube.com/watch?v=0FYGBiQgmoY)

Check your learning

Please answer the questions below. These questions are not assessed and are included to help you remember key pieces of information.

*Indicates required question

1. What topic must the general debate be on?

Mark only one oval.

- ☐ Your allocated working group topic
- ☐ A current bill before the House
- ☐ Any topic

2. How much time is allocated for each general debate speech?

Mark only one oval.

- ☐ Two minutes
- ☐ Three minutes
- ☐ Five minutes

3. Please provide us with your full name *

This content is neither created nor endorsed by Google.

Google Forms

Module: Parliamentary Working Groups

This module has information about the Parliamentary Working Groups (PWGs) for Youth Parliament 2025. The questions asked at the bottom of this form are not assessed and are included to help you remember key pieces of information.

* Indicates required question

Background

A key feature of previous Youth Parliaments has been a Mock Bill and Mock Select Committees. However, the Youth Parliament 2022 Evaluation recommended removing the Mock Bill, following feedback from participants it was not the best way to teach young people about the legislative process. Participants also described how important it was for them to work on topics young people want to address. Participant's feedback included that they wanted their views on the topics they work on to be provided to relevant government agencies. To respond to this feedback, and enhance the programme for Youth Parliament 2025, the Mock Bill and Mock Select Committees have been replaced with Parliamentary Working Groups (PWG). PWGs will provide young people with an opportunity to work on real-life policy topics of interest to them. This change aims to build out from the historic approach of cross-party groups coming together to work towards a common purpose and amplify youth voice.

What are Parliamentary Working Groups?

PWGs are a new feature for Youth Parliament 2025 and provide an opportunity to leverage youth voice on real-time policy questions and topics.

PWGs are modelled on Parliamentary cross-party groups. There are a wide range of cross-party groups at Parliament, which bring together members of Parliament (MPs) from different parties to support and promote a specific cause or issue. These groups vary in their size, nature, and how they work, with many of them having global affiliations. Examples of current groups include the Mental Health and Addictions Wellbeing Group, Human Rights Parliamentary Network, and The Parliamentary Rainbow Network. PWGs will be held in rooms throughout Parliament, including the select committee meeting rooms.

Inside a select committee room at NZ Parliament



How will Parliamentary Working Groups work?

The image below highlights the timeline for how PWGs will work (Note: Youth MP's will receive the topic list on 12 May not 08 May). A summary of actions for Youth MPs and Youth Press Gallery members is below.

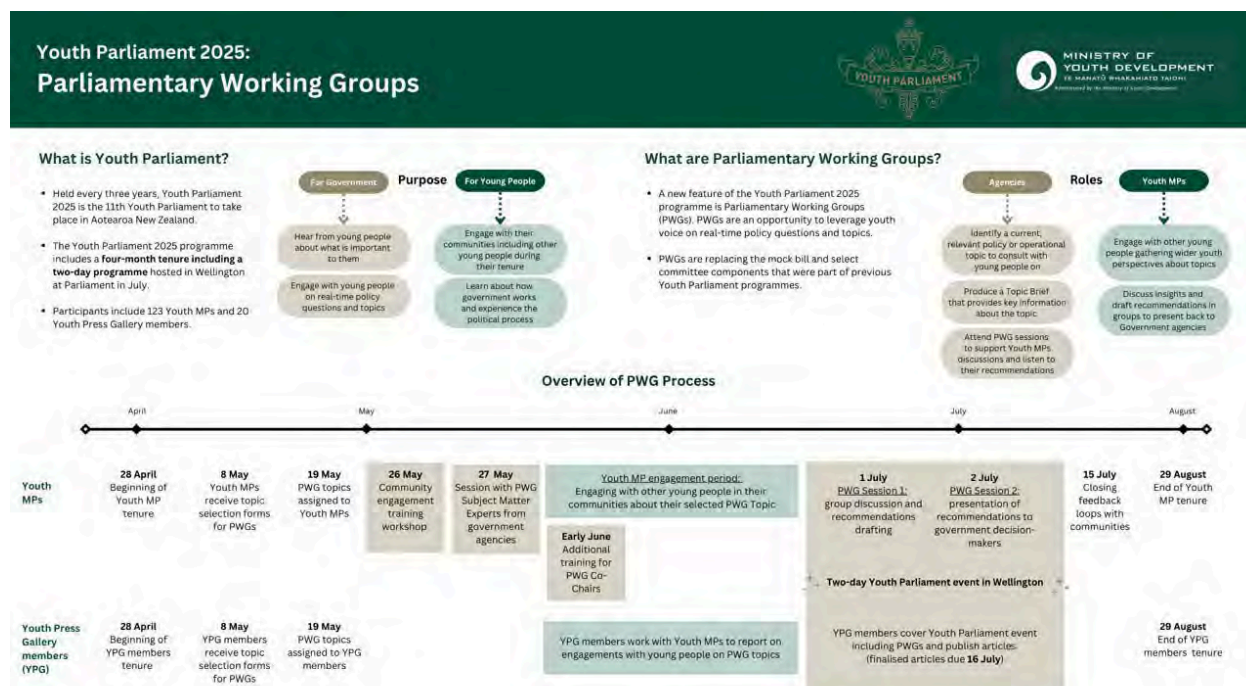
Youth MPs will:

- order the PWG topics in order of preference
- be assigned a PWG topic based on your preferences. There will be roughly ten Youth MPs assigned to each topic (12 in total)
- receive a PWG briefing on your assigned PWG topic from the responsible government agency, including questions you could ask your community
- organise and run community engagement with young people in your community on your assigned PWG topic
- summarise the voices of young people in your communities on your assigned PWG topic
- bring the voices of young people to the in-person event to work with others on your assigned PWG sessions.

Youth Press Gallery members will:

- order the PWG topics in order of preference
- be assigned a PWG topic based on your preferences. There will be roughly two Youth Press Gallery members assigned to each topic (12 in total)
- be assigned a group of Youth MPs working on the same topic as the one they are assigned
- receive a PWG briefing of the topic from the responsible government agency
- work with their assigned Youth MPs to write stories on each Youth MPs community engagement with young people in their community on the topic
- observe the PWG session you are assigned at the in-person event
- report on issues raised, outcomes, and recommendations of the PWG session during the in-person Youth Parliament event and afterwards.

How do Parliamentary Working Groups work?



Parliamentary Working Group Co-Chairs

Each PWG will be co-chaired by two Youth MPs who will have been assigned this role as a leadership opportunity after completing the online form. There will be 20 Co-Chairs in total and they will be provided with specific training to support them to chair the PWG, consisting of roughly ten Youth MPs. The Co-Chairs will also present the findings of each PWG to responsible Ministers and government agency senior leaders. It is the role of the entire group to support the Co-Chairs to deliver clear, meaningful recommendations on the assigned PWG.



Parliamentary Working Group Topics

There are twelve PWGs in total. We need to hear which topics you prefer to work on so we can assign all of you to the PWG you are most interested in. You have been sent an online form to please rank the following 12 topics in order of your preference:

- **Ministry of Health:** The 2023/24 New Zealand Gambling Survey (NZGS) found that young people aged 15-24 years make up approximately 25% (26,000 individuals) of moderate and high-risk gamblers. There is also research to support that problem gambling in adolescence can persist into adulthood, and is strongly linked to financial pressures, family relationship issues, and poorer mental health outcomes. Is what is currently being done to prevent and minimise gambling harm for young people effective and what more could be done to prevent and minimise gambling harm for young people?
- **Ministry of Housing and Urban Development:** Given that we need to ease the pressure on the housing market by creating more housing, is urban intensification the way to go?
- **Retirement Commission:** Given population ageing and other important trends expected to take place over the next 25 years, how should future governments approach retirement income policy and other social spending?
- **Ministry for Social Development:** State of Caring: How could New Zealand better prepare to address the growing population of carer support that will be required in the future?
- **Department of Internal Affairs:** How do you think philanthropic giving – whether that's donating or volunteering - supports local communities? How do we make the most of that giving to create meaningful change for communities?
- **Ministry of Primary Industries:** What should we be doing as a country to ensure we have the right workforce (i.e. right skills and capabilities) to make the most of the GeneTech regulatory changes?
- **Ministry for the Environment:** Economics and the environment – How can biodiversity credits be used as an economic tool to improve the environment and provide economic benefit?
- **Te Puni Kōkiri:** Te reo Māori in Aotearoa - What are the key barriers to the widespread adoption of te reo Māori in Aotearoa, and how can these be systematically addressed?
- **Sport New Zealand:** How can government organisations (e.g. Health, Education, Oranga Tamariki etc) use sport and physical activity to improve the lives of young people?
- **Public Health Agency / Ministry of Health:** Protecting young people online: What changes do we need to make to better protect young people online? (Protecting young people from the harms of social media and in other digital spaces including: cyberbullying, online harassment, online threats, exposure to objectionable material, privacy breaches, the risks of A.I etc).
- **Ministry of Education with Ministry for Pacific Peoples:** How could the education system improve the support it provides to Pacific learners?
- **Ministry of Education with Whaikaha:** Strengthening education, training and employment outcomes for disabled young people, including neurodiverse young people.

Check your learning

Please answer the questions below. These questions are not assessed and are included to help you remember key pieces of information.

*Indicates required question

1. How many Parliamentary Working Groups are there?

Mark only one oval.

☐ 6

☐ 10

☐ 12

2. How many Youth MPs will be assigned to each Parliamentary Working Group?

Mark only one oval.

☐ roughly 6

☐ roughly 10

☐ roughly 12

3. How many co-chairs will there be per Parliamentary Working Group?

Mark only one oval.

☐ 2

☐ 1

☐ 4

4. Please provide us with your full name *

This content is neither created nor endorsed by Google.


Google Forms

Module: Health, Safety and Security

Youth MPs and Youth Press Gallery members have been provided with a pastoral care guidance covering aspects such as preparing for community engagement, online safety, travel protocols etc. In addition to this, all visitors to Parliament are required to watch the video below to be allowed throughout Parliament Precinct. Please make sure you have watched the video and provide your name at the bottom of this form to confirm you have watched it.

* Indicates required question

Parliamentary Precinct Emergency Safety Briefing



[http://youtube.com/watch?](http://youtube.com/watch?v=nSLWU6pO0xs)

[v=nSLWU6pO0xs](http://youtube.com/watch?v=nSLWU6pO0xs)

Emergency contacts and risk escalation plan

You need to ensure that you have shared your emergency contact details with your member of Parliament (MP) and their office. In addition, please discuss and agree with your MP:

- The protocol to follow should an event arise when you are in the care of your MP – such as a natural disaster, health event, etc.
- A safety management plan that includes the actions you will take if a situation arises and you feel unsafe or uncomfortable. This should ensure you can easily and discreetly contact a safe adult.
- If you are in immediate danger while in the community, contact the New Zealand Police on 111 immediately.
- If there is a mental health emergency, (i.e., you are in immediate danger of harm), call 111 or Mental Health, Addiction and Intellectual Disability Service (MHAIDS) on 0800 745 477.

If an issue arises when you are at Parliament

While at Parliament, you must always have your security pass with you and should be prepared to present it to security on request.

If there is a medical event, security staff will be dispatched with a medical bag which contains an AED (Defibrillator) and other First Aid equipment. Depending on the nature of the emergency, an ambulance may be called and paramedics escorted to the patient.

If you are in danger while on site at Parliament, your chaperone or your MP (or their representative) should contact the Parliament Precinct emergency Security line on 7777 (Precinct Phones) or 04-817-7777 (Mobile).

If you have any questions or require further advice and support, please contact the Youth Parliament project team at: beheard@youthparliament.govt.nz

1. Please provide your full name to confirm you have watched the Health and Safety Video



This content is neither created nor endorsed by Google.

Google Forms

Module: Youth Press Gallery

This form has information about the Youth Parliament 2025 Press Gallery. The questions asked at the bottom of this form are not assessed and are included to help you remember key pieces of information.

Youth Press Gallery members come from across the country and will work in a similar way to Parliamentary Press Gallery members, including sitting in the Press Gallery in the Chamber (immediately above the Speaker), and reporting on proceedings, as well as participating in a press conference in the Beehive Theatrette.

* Indicates required question

Beehive Theatrette



The Role of the Youth Press Gallery

The role of the Youth Press Gallery is to increase public awareness of the Youth Parliament programme and the two day in-person event, highlighting the topics being discussed and debated in both the Chamber and the Parliamentary Working Groups, and ensuring the views and recommendations of Youth MPs are heard.

Youth Press Gallery (YPG) members will provide specialised impartial coverage of the two-day event for the public through different channels, including the MYD Social media channels, the Youth Parliament electronic newsletter, and the Ministry of Youth Development's website news section.

YPG members will have access to a separate room within Parliament where there will be space to write articles, print materials, or get messages out through social media.

Youth Press Gallery in the Debating Chamber

Within the debating chamber the Youth Press Gallery is situated above the Speaker's Chair, in the area known as the Press Gallery. Unlike the Parliamentary Press Gallery, YPG members do not have allocated seating and will be able to sit anywhere along the front row.

Please note, Youth Press Gallery members may be joined in the Press Gallery by members of the Parliamentary Press Gallery, as the week of Youth Parliament is still a working week for the press and the two-day Youth Parliament event is of interest.

View from the Press Gallery during Youth Parliament 2019



Rules around Parliament for the Youth Press Gallery

Debating Chamber:

- Members of the Youth Press Gallery must not enter the Press Gallery in the debating chamber while the karakia is being said at the beginning of proceedings.
- Photography of the public galleries is strictly forbidden. Photos focused down into the Debating Chamber can be taken.
- Photography should be conducted with respect to the subjects of the photos. Using photography to embarrass any person within the Debating Chamber is not appropriate.

Interviewing, filming or photography in foyers, corridors and access ways:

- Youth MPs will not necessarily be readily available during the two-day event. To arrange an interview with a Youth MP in the Parliamentary precinct, YPG members should talk to the Ministry of Youth Development (MYD) staff who are with them during the event. As with members of Parliament (MPs), Youth MPs must be free to conduct their business about the Parliamentary precinct without being obstructed by the media. Cameras, microphones or any other items or equipment must never block the progress of a Youth MP.
- Photography within the Parliamentary Working Group rooms is not allowed.
- Photography focused down into the Debating Chamber can be taken.
- Permission from the Speaker of the House of Representatives is required to take photographs in all other areas within Parliament. The Youth Press Gallery has been granted permission to take photos in the following public areas:
 - o Forecourt and steps of Parliament House
 - o Level 1 foyer of Parliament House (Black and White tiled corridor)
 - o Corridors outside select committee rooms
 - o Ground floor reception areas of the Executive Wing (otherwise known as the Beehive)
 - o Level 1 foyer of the Executive Wing between the Banquet Hall and the Bridge.

Media on the Black and White Tiles



Visiting the Parliamentary Press Gallery offices

Members of the Parliamentary Press Gallery may pop in to have a chat to YPG members and make themselves available for questions. YPG members might also be invited for a tour of the Press Gallery Offices. If this happens, you are encouraged to take up this opportunity but to also let a MYD staff member know you are leaving the group for a short time.

Check out the video 'Inside the Press Galley' below



[v=Witj9LbiqG0](https://www.youtube.com/watch?v=Witj9LbiqG0)

[http://youtube.com/watch?](http://youtube.com/watch?v=Witj9LbiqG0)

Further information about the Parliamentary Press Gallery

Read '[Life in the Press Gallery](#)' - an article from RNZ's The House marking the 150th Anniversary of the Parliamentary Press Gallery in April 2020.

Check out the [information for the press](#) section on the Parliament website.

Parliamentary Press Gallery seated in the Debating Chamber's Press Gallery



Check your learning

Please answer the questions below. These questions are not assessed and are included to help you remember key pieces of information.

*Indicates required question

1. Who gives permission for photography to be taken on the Parliamentary precinct?

Mark only one oval.

- ☐ The Prime Minister
- ☐ The Clerk of the House
- ☐ The Speaker of the House

2. When should Youth Press Gallery members not enter the Press Gallery?

Mark only one oval.

- ☐ During Question Time
- ☐ During the karakia
- ☐ When the Speaker stands

3. Where do Youth Press Gallery members sit during the General Debate and Question time?

Mark only one oval.

- ☐ In the Chamber lobby
- ☐ In the Chamber at the Table
- ☐ In the Gallery above the Speaker's Chair

4. Please provide us with your full name *

This content is neither created nor endorsed by Google.

Google Forms

Module: Parliament and He Tohu

As part of the Youth Parliament 2025 programme, you will attend an in-person event at Parliament in Wellington from Monday 30 June – Wednesday 02 July 2025. One of the first activities you will take part in is a tour of Parliament and He Tohu, within the National Library. This module provides you with information and resources regarding what you will see during those tours.

The questions asked at the bottom of this form are not assessed and are included to help you remember key pieces of information.

* Indicates required question

Parliament Tour Video

This video provides you with a high-level understanding of how government and Parliament works in New Zealand



[v=5N0soKMqNDk](https://www.youtube.com/watch?v=5N0soKMqNDk)

<http://youtube.com/watch?>

Parliament 101 Video

This video covers the ins and outs of Parliament, including the role of the government, different roles in House and how laws are passed in New Zealand.



[v=yIWkSzUKZ3w](https://www.youtube.com/watch?v=yIWkSzUKZ3w)

<http://youtube.com/watch?>

He Tohu: A declaration, a treaty, a petition



He Tohu: A declaration, a treaty, a petition

The [He Tohu: A declaration, a treaty, a petition](#) workbook explores the 3 documents found within He Tohu through a series of online activities. The three documents explored in the workbook and that you will visit at He Tohu are the original texts and sheets of these documents. They include:

- He Whakaputanga
- Te Tiriti o Waitangi and the
- Women's Suffrage Petition

You can also find out more about He Tohu and the National Library here: <https://natlib.govt.nz/he-tohu>

Extra resources if you are interested

The Education Team at He Tohu have put together the below resources to support those of you who are interested in delving deeper into the three documents at He Tohu.

Documentaries:

[Watch Hongi To Hāngī: And Everything In Between S2E3 | TVNZ+](#) is a great 40-minute watch (featuring He Tohu) from Te Rā o Waitangi 2024

[Lost in Translation | Series | Television | NZ On Screen](#) – a young Mike King (Gumboot Friday) tracing the journeys of each sheet, interviewing uri/descendants and shedding more light on stories not so well known about Te Tiriti's hītori

[What Really Happened - Waitangi | Television | NZ On Screen](#) – a dramatisation about the days leading up to the events of February 6th, 1840

Videos about the three taonga on YouTube:

[He Whakaputanga – Whose hand was it that crafted these words](#) – the story of Eruera Pare Hongi (the teenager that helped craft the Declaration of Independence)

[Te Tiriti o Waitangi – Nine Lives](#) – the story of how Te Tiriti o Waitangi just escaped flames in 1842

[Women's Suffrage – Kicking down the door](#) – the story of how Kate and her team delivered the Petition to Parliament

Other YouTube videos from the He Tohu 3D map table:

[He Whenua Rangatira. A Māori land](#)

[Land ownership](#)

[The voyages of Te Tiriti o Waitangi](#)

[Women's Suffrage Petition](#)

[Treaty settlements](#)

To see if one of your ancestors signed:

He Whakaputanga - [He Whakaputanga \(Declaration of Independence\) signatories](#)

Te Tiriti o Waitangi - [Ngā tohu – treaty signatories](#) - [Treaty signatories and signing locations](#)

Women's Suffrage Petition - [Women's suffrage petition](#) - [Women and the vote](#)

Recorded videos of the [E oho! Waitangi](#) series are also a great watch:

[Fighting the agents of deterioration – The archival story of Te Tiriti o Waitangi](#)

[Ruth Ross, history, law and te Tiriti o Waitangi](#)

[Te Tiriti o Waitangi and the church](#)

[The English text of the Treaty of Waitangi](#)

[Te Whenuatanga o te Tangata: Everyday storytelling belonging to whenua](#)

Check your learning

Please answer the questions below. These questions are not assessed and are included to help you remember key pieces of information.

*Indicates required question

1. What are the three documents you will see when you visit He Tohu?

Mark only one oval.

- ☐ He Whakaputanga
- ☐ Te Tiriti o Waitangi
- ☐ Women's Suffrage Petition
- ☐ All of the above

2. What voting system do we have in New Zealand to elect a government?

Mark only one oval.

- ☐ Single Transferable Vote
- ☐ MMP - Mixed Member Proportional
- ☐ First Past the Post

3. Please provide us with your full name *

This content is neither created nor endorsed by Google.

Google Forms

Module: Behaviour, Wellbeing & Code of Conduct

This form has information similar to that contained within the Youth member of Parliament (MP)/Youth Press Gallery Pastoral Care Pack. It also includes information on Parliamentary Privilege and the Wellbeing Team for the in-person event. The questions asked at the bottom of this form are not assessed and are included to help you remember key pieces of information.

** Indicates required question*

Group Photo from Youth Parliament 2022



Youth MPs are not protected by Parliamentary Privilege

What does this mean?

So that MPs can carry out their work effectively and without interference, MPs are provided protections around what they say and do during parliamentary proceedings (in the House, select committees, and other business relating directly to proceedings). These protections are known as parliamentary privilege and mean that a court would not be able to consider these words or actions in judicial proceedings.

While Youth Parliament aims to simulate Parliament and its workings, Youth MPs **do not** have the legal protection of Parliamentary Privilege, so anything said by Youth MPs in the debating chamber is subject to normal laws. You are not protected from legal consequences. Therefore, we encourage you to be mindful of what you say and do as you could be legally liable.

What does that mean I need to avoid?

- Defamation: making accusations, derogatory, or untrue comments about another person. Defamation is the communication of a false statement that harms the reputation of an individual, business, product, group, government, religion, or nation. Avoid making defamatory or offensive statements about individuals or organisations. **Stick to issues not people** – focus on publicly established facts, ideas, policies, and experiences rather than naming, shaming, or blaming.
- Saying someone is corrupt or dishonest.
- Infringing on copyright: reading from or quoting literary work of others without permission. Note that this is okay if you provide sufficient acknowledgement by identifying the author and acknowledging them.
- Sharing another person's personal information, which is any information about an identifiable individual. It is up to you if you want to disclose your own information but note if you do this in the debating chamber during a speech, when asking a question of a Minister, or when presenting a select committee report, that what you say may be available after the Youth Parliament 2025 event.
- Contempt of court: don't discuss matters that are currently before the courts.
- Inciting others to break the law or inciting racial disharmony: don't say anything to encourage others to commit a crime or that may be considered racist.

Youth Press Gallery members do not have Qualified Privilege

What does this mean?

Qualified Privilege protects Parliamentary Press Gallery members, who report on the proceedings of the New Zealand House of Representatives, from some legal action. Qualified Privilege applies, provided coverage is fair and accurate and not motivated by ill-will. If this is abused by defamation, the individual can be removed and banned from the Parliamentary complex for a year.

Just as Youth MPs are not protected by Parliamentary Privilege, Youth Press Gallery members are not protected by the Qualified Privilege accorded to the Parliamentary Press Gallery.

Youth Press Gallery members should follow the same advice regarding avoiding making defamatory or offensive statements about individuals or organisations. Stick to issues not people – focus on ideas, policies, publicly established facts, and experiences rather than naming, shaming, or blaming.

Youth Press Gallery members are also asked to keep in mind the lack of Parliamentary Privilege that Youth MPs are participating under when reporting on Youth Parliament 2025 to ensure that Youth Parliament is a positive experience for all young people involved.

General Debate Speech 2022



Code of Conduct

When you accepted your position as a Youth MP or Youth Press Gallery member you agreed to the Youth Parliament 2025 Code of Conduct. This includes:

- I have, and will continue to, read all Youth Parliament 2025 material sent to me by the Ministry of Youth Development.
- I understand that my tenure as a Youth MP or Youth Press Gallery member is from Monday 28 April to Friday 29 August 2025.
- I agree to abide by the Youth Parliament Standing Orders and the Rules for Admission to the Parliamentary Chamber, Lobbies and Galleries.
- I understand that a high standard of behaviour and conduct is required at all times.
- I agree to adhere to the required dress code at all times.
- I agree to abide by any media and publications guidelines provided to me by the Ministry of Youth Development in the lead up and for the duration of my tenure, until Friday 29 August 2025.
- I agree to adequately prepare for, and participate in every event during Youth Parliament 2025.
- I agree to remain alcohol, tobacco, Vape and drug free for the duration of the Youth Parliament 2025 event in Wellington which may include a two-night (or longer if necessary) stay from Monday 30 June to Wednesday 02 July 2025.
- If I am being accommodated by the Ministry of Youth Development, I understand that I must remain onsite at my accommodation when not at Parliament, follow any instructions of the Ministry of Youth Development or the accommodation host, and to abide by any rules of the accommodation provider.
- I agree to abide by any reasonable instruction given to me by a Ministry of Youth Development or Parliament staff member at all times during Youth Parliament 2025.
- I understand that if I am unclear at any time about the requirements of the Parliament rules of behaviour, at the event or during my tenure, I should discuss this with a Ministry of Youth Development staff member as soon as possible.
- I understand that a breach of these rules may lead to disciplinary action, which may include my immediate removal from the Youth Parliament 2025 event and potentially forfeit my tenure as a Youth MP.

Engagement Principles

Youth Parliament is a non-partisan programme (without bias to any political group) designed to provide an opportunity for young people to learn first-hand about Aotearoa New Zealand's democracy, develop leadership skills, influence decision-making, and have their voices heard. Youth MPs participate in Youth Parliament as representatives of themselves and their community. When engaging with anyone across your tenure as a Youth MP or Youth Press Gallery member please remember this, as well as the engagement principles which have been shared with you during your online induction training. A handy image is below that explains the six principles.

Engagement principles



1	No cancelling You may question someone's argument or opinion, but not their worth as a human.
2	Share the mic If you've been participating a lot, or have a lot to say, step up and step back. Give other voices a chance to speak too.
3	Ask for permission Everyone has different boundaries around discussing sensitive issues, be respectful of them.
4	Be curious Bring questions, not assumptions, because not everyone will share the same views, experiences, and values as you do.
5	Set your boundaries Be mindful and self-aware of your limits and/or capacity for engagement.
6	Love not knowing This is a place for dialogue, discovery, learning, and growing, not experts.

Behaviour in the Parliamentary complex

Please use your common sense when moving around the Parliamentary complex. It houses up to 1,200 staff who are all trying to get on with their jobs and shouldn't be disturbed.

Please listen to and follow all instructions given by Ministry of Youth Development (MYD) and Parliamentary staff.

As a general rule, filming and taking photos while moving around the complex is not allowed. If you would like to take a photo or record at any point and are in doubt of whether it is permitted, you can ask MYD or Parliamentary staff if you can take photos or record.

Dress Code

You must comply with the general standards of dress for MPs. This means, members must dress tidily without displaying commercial advertising or political slogans or logos. Cultural wear is welcomed and encouraged. If you are a school student, we recommend wearing your school uniform.

Broadly this means:

- all clothing must be neat, tidy, and appropriate
- clothing must not display commercial advertising or political slogans
- all participants should wear appropriate closed-toed footwear.

Media and publicity awareness

Youth Parliament 2025 is an important and high-profile event and media interest from outside the Youth Press Gallery is expected and welcomed. If you are contacted by media other than Youth Press Gallery members, please discuss this with your MP, so that they can provide guidance to you. We also ask that you let MYD know so that the team can also offer support – please email beheard@youthparliament.govt.nz

Wellbeing

There will be a wellbeing/chill-out space at both the hotel and at Parliament for the duration of the Youth Parliament 2025 event for participants to access anytime. This space will be pointed out to you when you take a tour of the Parliamentary precinct during the orientation programme on the afternoon of Monday 30 June 2025.

There will also be MYD staff staying at the Youth Parliament 2025 hotel to support participants to have a safe and enjoyable time.

Check your learning

Please answer the questions below. These questions are not assessed and are included to help you remember key pieces of information.

*Indicates required question

1. How many engagement principles are there?

Mark only one oval.

☐ 3

☐ 4

☐ 6

2. As a Youth MP / Youth Press Gallery member I should

Mark only one oval.

- ☐ Focus on ideas, policies and experiences rather than naming, shaming or blaming.
- ☐ Avoid inciting others to break the law or inciting racial disharmony
- ☐ Avoid disclosing another person's personal information
- ☐ All of the above

3. Who should you contact if you are contacted by media other than members of the Youth Press Gallery

Mark only one oval.

- ☐ The Youth Press Gallery
- ☐ Other Youth MPs
- ☐ Your MP and Ministry for Youth Development

4. Please provide us with your full name? *

This content is neither created nor endorsed by Google.

Google Forms