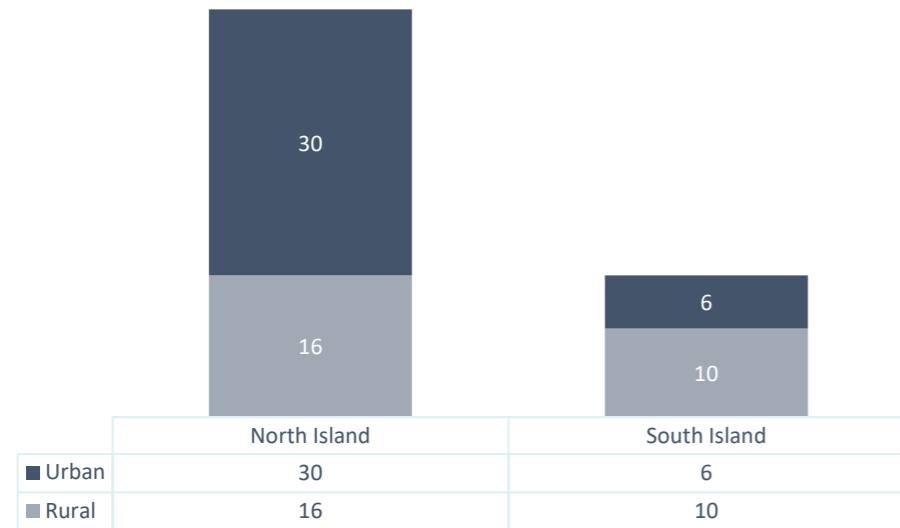
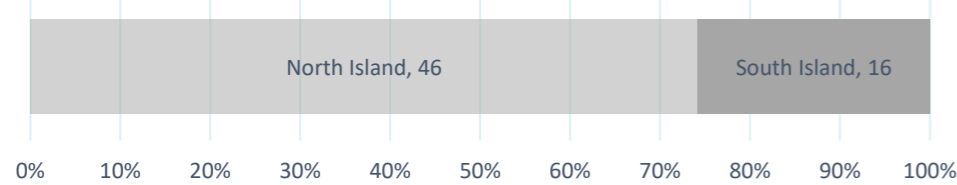
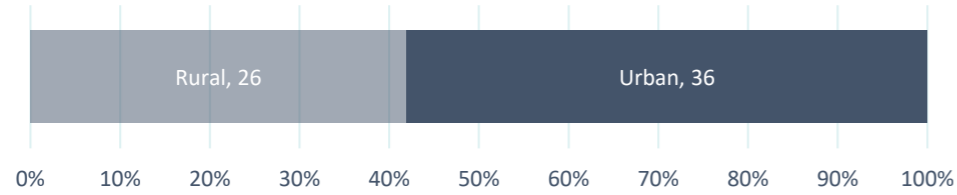


Youth Parliament General Debate

Thematic Analysis Overview

Demographics of Youth MPs Who Participated in 2022 General Debate

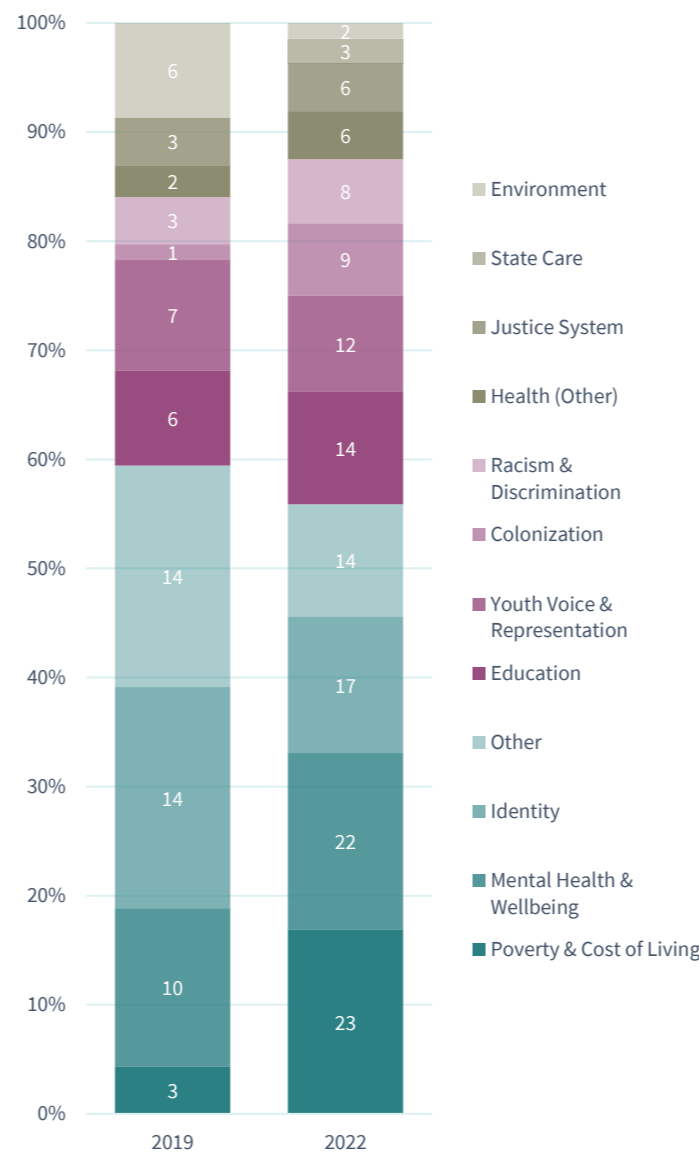
48% of all 2022 General Debate speeches were delivered by Youth MPs from North Island Urban centres. The overall distribution of speeches (North Island vs South Island, Urban vs Rural) was similar to 2019 Youth Parliament.



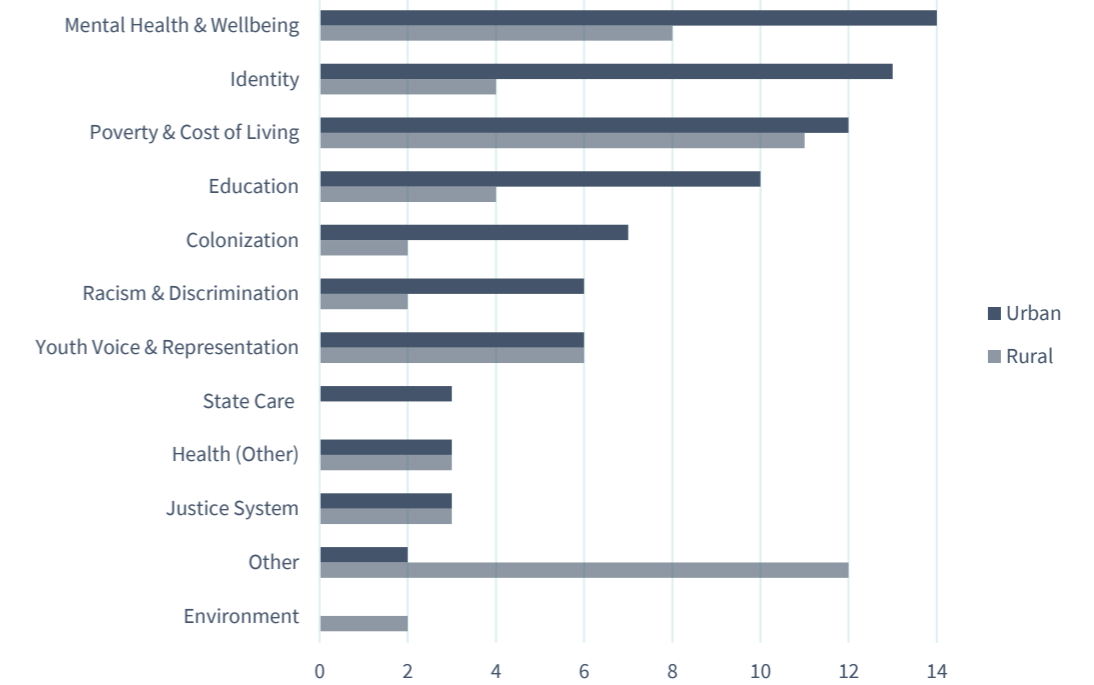
Topics Discussed in Speeches

In both 2019 and 2022, Mental Health & Wellbeing and Identity were large focus areas of General Debate speeches. Speeches that focused on Poverty and Cost of Living grew tremendously between 2019 and 2022, accounting for only **4.3%** of speeches in 2019 but **16.9%** of speeches in 2022. Many speeches that discussed Poverty & Cost of Living noted the negative mental wellbeing impacts of financial or material hardship.

In 2022, several topics were equally relevant to Youth MPs from rural and urban areas (examples: Youth Voice & Representation, Poverty & Cost of Living). However, Youth MPs coming from major urban centres were more likely than rural counterparts to focus on a number of topics including: Identity, Colonization, and Racism.

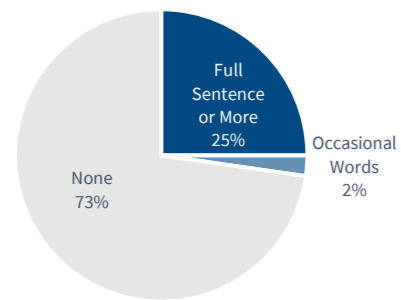


Speech Topics - 2022 (Rural Urban Comparison)

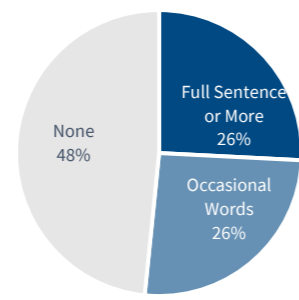


Growth of te reo Māori Spoken in General Debate Speeches

Amount of te reo Māori Spoken 2019




Amount of te reo Māori Spoken 2022



Top 10 Topics - 2019 vs 2022

Topics - 2019	Frequency (n)	Frequency (%)
1. Other	14	20.29%
2. Identity	14	20.29%
3. Mental Health & Wellbeing	10	14.49%
4. Youth Voice & Representation	7	10.14%
5. Environment	6	8.70%
6. Education	6	8.70%
7. Racism & Discrimination	3	4.35%
8. Poverty & Cost of Living	3	4.35%
9. Justice System	3	4.35%
10. Health (Other)	2	2.90%

Topics - 2022	Frequency (n)	Frequency (%)
1. Poverty & Cost of Living	23	16.91%
2. Mental Health & Wellbeing	22	16.18%
3. Identity	17	12.50%
4. Other	14	10.29%
5. Education	14	10.29%
6. Youth Voice & Representation	12	8.82%
7. Colonization	9	6.62%
8. Racism & Discrimination	8	5.88%
9. Health (Other)	6	4.41%
10. Justice System	6	4.41%



MINISTRY OF YOUTH DEVELOPMENT
TE MANATŪ WHAKAHIATO TAIDHI
Administered by the Ministry of Social Development